

♩ = 145

Break Free

Words and Music by Joel Houston, Matt Crocker
and Scott Ligertwood

F#m



D



no rpt on DC

el gtr.

The first system of music features a vocal line in treble clef and piano accompaniment in grand staff. The key signature has three sharps (F#, C#, G#) and the time signature is common time (C). The vocal line begins with a double bar line and a repeat sign, followed by a series of slashes indicating a guitar solo. The piano accompaniment starts with a whole note chord in the right hand and a steady eighth-note bass line in the left hand.

F#m



D



A

The second system, labeled 'A', contains the vocal line and piano accompaniment. The vocal line is in treble clef and includes three verses of lyrics. The piano accompaniment is in grand staff, with the right hand playing chords and the left hand playing a steady eighth-note bass line.

V1: Would you be - lieve — me would you lis - ten if I told you — that,
 V2: Who would have thought — that God would give His one and on - ly — Son.
 V3: Now is the time — to take the free - dom that has come our — way.

F#m



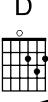
The third system continues the vocal line and piano accompaniment. The vocal line is in treble clef and includes the final lines of lyrics. The piano accompaniment is in grand staff, with the right hand playing chords and the left hand playing a steady eighth-note bass line.

there is a love — that makes a way and ne - ver holds you —
 Ta - king a stand — u - pon the cross to show us per - fect —
 Of - fer our lives — to see the glo - ry — of Your —


D   F#m 



— back. — P'chs: So won't you break free. Won't you
 — love. —
 — Name. —




D 

break free, get up and dance — in His love? — So



F#m  

won't you break free? Won't you break free, get up and dance — in His love? —



2, 3 D



c



A



in His love?— Love ne-ver en-ding.— Chs: There's no e - sca - ping—the truth,—

D



F#m



— there's no mis - ta - king—it's You.— God, for - e - ver—we'll—

D




A




D.C 1st x


get up and dance.— Get up and dance,— and praise You. There's no e-

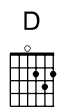
D F#m




sca - ping — Your — light. — No mis - ta - king — Your — life. — A - cross the



D Last to 



world we — will — get up and dance. — Get up and dance, — and praise You.



E F#m

D D



drums Bridge: And — for — all our days, — we are —



D E F#m

hol - ding on. Hol - ding on. To all Your ways, we are

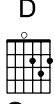
D E F#m

hol - ding on. Hol - ding on to all You've said, and You've


D E F#m

done. We are hol - ding on to Your

D




love. Now we will

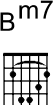


E


F#m



Bm7




dance. etc. So




F

F#m



Bm7



won't you break free? Won't you break free? Get up and dance, won't you break free?



F#m



Play 3x

Musical staff with treble clef, key signature of three sharps (F#, C#, G#), and a melody line with lyrics.

So won't you break free? Won't you break free? Get up and dance—

Piano accompaniment for the first system, including treble and bass staves.

Bm7



D



D al Coda

Musical staff with treble clef, key signature of three sharps, and a melody line with lyrics.

in His love. Love ne-ver en - ding—

Piano accompaniment for the second system, including treble and bass staves.

G

F#m



Coda

Musical staff with treble clef, key signature of three sharps, and a melody line with lyrics.

Piano accompaniment for the third system, including treble and bass staves.